



green garden  
COLLECTION



**SPECIAL OPTION SHEDS**..... 3–5

**NEW ENGLAND SHEDS** ..... 6–9

**QUAKER SHEDS** ..... 10–11

**A-FRAME SHEDS**..... 12–15

**CAPE SHEDS** ..... 16–17

**DORMER SHEDS** ..... 18–19

**MINI BARNs** ..... 20–21

**DUTCH BARNs** ..... 22–23

**GARAGES** ..... 24–25

**DOUBLE-WIDE GARAGES** ..... 26

**HORSE BARNs**..... 27

**MISC. STRUCTURES & BUDGET**... 28–29

**OPTIONS & FEATURES**..... 30–31

**STRUCTURAL DETAILS** ..... 32–33


**COLOR OPTIONS** ..... 34–35

Imagine how great it would be to have a place for everything! Room to store your tools and outdoor equipment... the kids’ toys... camping or fishing gear... cars, bikes, boats... and more.

The Green Garden Collection brings you a delightful choice of handcrafted sheds created to give you the space you need to store all sorts of things.

Our attractive sheds are designed and built to offer you smart storage solutions that keep everything clean, safe and handy. From small sheds and mini barns to garages, horse barns and larger structures, all our sheds are crafted from quality materials to offer you lasting durability and beauty.

Choose the colors, features and options you desire. We’ll create a shed that complements your landscape and simplifies your life.



Eye-catching charm makes our Cape With Porch perfect as a playhouse, workshop, pool house, studio, guesthouse and so much more! Choose the size you need, along with the colors and options you like. We’ll create a cozy backyard retreat just the way you want it.

**STANDARD FEATURES**

- 6’ 9” Walls



**COTTAGE CHARM**



**12’x 28’ CAPE WITH PORCH**

Siding: Sandalwood  
Roof: Driftshake  
Trim: White  
Shutters: Black

- Gable Vents
- 6’ x 12’ Porch
- 24” x 36” Windows
- 3’ Door w/ 11 Lite Glass
- Double Doors
- Composite Decking



**12’x 28’ CAPE WITH PORCH**

Siding: Nightfall D-4  
Trim: White  
Roof: Cornerstone

- Brown Composite Decking
- 24”x 47” Windows
- Ridge Vent
- 3’ 15 Lite House Door
- 6’ 15 Lite House Door
- 4’x 12’ Sunburst Porch





# special option SHEDS

## 10'x16' CAPE NEW ENGLAND

Siding: Navajo White Trim: Clay  
Roof: Driftshake Shutters: Black

- **Transom Dormer Package**
- Classic Gable Vents
- Black Doors
- Deluxe Hinges
- Transom Windows in Doors



## 10'x14' CAPE NEW ENGLAND

Siding: Clay Trim: Sandstone  
Roof: Driftshake

- **Dormer Package**
- Gable Vents
- Barn Red Doors
- Transom Windows in Doors
- Deluxe Hinges
- 24" x 36" Windows



## 10'x 14' CAPE NEW ENGLAND

Siding: Clay Trim: Beige  
Roof: Shadow Brown

- **32" Overhang**
- Classic Gable Vents
- 24" x 27" Brown Windows
- Dark Brown Doors
- Transom Windows in Doors



## 10'x14' QUAKER NEW ENGLAND

Siding: Clay  
Trim: Navajo White  
Roof: Brownstone

- **Heritage Doors**
- **Heritage Windows**
- Classic Gable Vents



## 12'x 14' CAPE NEW ENGLAND

Siding: Gap Gray  
Trim: Navajo White  
Roof: Driftshake

- **Lap Siding**
- Classic Gable Vents
- Clay Doors
- Transom Windows in Doors
- 12" Clay Z-Shutters
- 30" x 36" Windows



## 12'x 16' CAPE NEW ENGLAND

Siding: White  
Trim: White  
Roof: Granite Black

- 6' NE Half Glass Doors
- Deluxe Hinges
- Classic Gable Vents
- 18" x 36" Windows







# special option S H E D S



## 10'x 18' NEW ENGLAND HIP

Siding: Canyon D-4 Trim: White  
Roof: Cornerstone

- Ridge Vent
- Transom Windows in doors
- 24"x 47" Windows



## 12'x 16' NEW ENGLAND HIP

Siding: Gap Gray  
Trim: Navajo White  
Roof: Cornerstone

- 6' Heritage Doors
- Ridge Vent
- Heritage Windows
- Deluxe Hinges



## 8'x 12' NEW ENGLAND HIP

Siding: Granite D-4 Trim: White  
Roof: Castle Gray

- Ridge Vent



## 10'x 16' STUDIO NEW ENGLAND

Siding: White  
Trim: Black  
Roof: Black Metal

- Vented Soffit
- Deluxe Hinges
- 6' Half Glass Door
- 24"x 36" Windows
- Lap Siding



## 12'x 18' STUDIO NEW ENGLAND

Siding: Dark Brown  
Trim: Dark Brown  
Roof: Shadow Brown

- Vented Soffit
- 5' Manor Doors
- Deluxe Hinges
- 24"x 36" Windows





## CLASSIC YANKEE APPEAL



**W**ith its simple, classic style, our New England shed fits perfectly into nearly any backyard setting. Choose from a variety of sizes and models designed to suit your needs. A long list of standard features includes architectural shingles and boxed window trim. Add transom windows for even more style and appeal.

### STANDARD FEATURES

- Keyed "L" Latches
- Paintable Composite Trim
- Special Turnbuckle Braces on Doors
- Architectural Shingles
- Doors Painted the Same as Trim Color
- 2 - 18"x 27" Windows
- Arch Window Trim on Quakers
- 6" Black Decorative Hinges

### 12'x 16' CAPE NEW ENGLAND

Siding: Dark Gray  
Trim: White  
Roof: Granite Black

- Classic Gable Vents
- Transom Windows above doors
- Arch Trim on doors
- Additional 3' NE Door with Transom

### 10'x 16' CAPE NEW ENGLAND

Siding: White D-4  
Trim: Black  
Roof: Black Metal

- Classic Gable Vents
- 24"x 47" Window
- Transom Window in doors

### 8'x 12' CAPE NEW ENGLAND

Siding: Dark Gray  
Trim: White  
Roof: Granite Black

- Classic Gable Vents
- Barn Red Doors
- Deluxe Hinges

### 10'x 12' CAPE NEW ENGLAND

Siding: White  
Trim: Clay  
Roof: Driftshake

- Transom Windows in Doors
- Classic Gable Vents







## CLASSIC YANKEE APPEAL



### 10'x 14' QUAKER NEW ENGLAND

Siding: Clay  
Trim: Navajo White  
Roof: Driftshake

- Classic Gable Vents
- 24" x 27" Windows
- Barn Red Doors
- Deluxe Hinges
- Transom Windows in Doors

### 10'x 14' QUAKER NEW ENGLAND

Siding: Clay  
Trim: Pequea Tan  
Roof: Driftshake  
Shutters: Barn Red

- Manor Doors
- Z Shutters
- Classic Gable Vents
- 18x36 Windows



### 8'x14' QUAKER NEW ENGLAND

Siding: Pequea Tan  
Trim: White  
Roof: Granite Black

- Manor Doors
- Heritage Windows
- Classic Gable Vents



### 12'x 20' DUTCH NEW ENGLAND

Siding: Barn Red  
Trim: Beige  
Roof: Brownstone

- Classic Gable Vents
- Transom Windows in doors
- 24"x 36" Windows







## TIMELESS SIMPLICITY



**d**esigned and crafted with simplicity in mind, our Quaker shed puts the spotlight on utility. No frills, but just enough style to add beauty and value to your property. The quaint roof overhang delivers timeless charm while the added headroom means you can even add a loft – for more storage space and versatility.

### STANDARD FEATURES

- Keyed L Latches
- Special Turnbuckle Braces on Doors (T-111 only)
- Vinyl Louvered Shutters
- 6' 3" Back Wall, 7' 3" Front Wall
- Fiberglass Doors on Vinyl
- Wood Doors Painted Inside (T-111 Only)
- 2 - 18" x 27" Windows

### 10' x 12' QUAKER

- Siding: Gray  
Trim: White  
Roof: Castle Gray  
Shutters: Blue
- Gable Vents

### 10' x 16' QUAKER

- Siding: Clay D-4  
Trim: White  
Roof: Driftshake  
Shutters: Blue
- Gable Vents
  - 11-Lite Glass Doors
  - 24" x 27" Windows
  - Flower Boxes



### 12' x 20' QUAKER

- Siding: Navajo White  
Trim: Hunter Green  
Roof: Brownstone
- Gable Vents
  - 3' Door
  - 30" x 36" Windows



### 8' x 12' QUAKER

- Siding: Sandstone  
Trim: Clay  
Roof: Brownstone
- Gable Vents
  - Flower Boxes





## UNCOMPLICATED STYLE



**W**ith its clean lines and uncomplicated style the classic A-Frame shed is perfect for nearly any property. A choice of doors, colors and other valuable options make this simple design a versatile storage solution at an affordable price.

### STANDARD FEATURES

- Keyed L Latches
- Special Turnbuckle Braces on Doors (T-111 only)
- 5/12 Pitch Roof
- Vinyl Louvered Shutters
- 6' 3" Walls
- Fiberglass Doors on Vinyl
- Wood Doors Painted Inside (T-111 Only)
- 2 - 18" x 27" Windows

### 10' x 16' A-FRAME

Siding: Cream  
Trim: White  
Roof: Brownstone  
Shutters: Green

- Gable Vents
- Flower Boxes

### 10' x 16' A-FRAME

Siding: Sage D-4  
Trim: Black  
Roof: Granite Black  
Shutters: Black

- Gable Vents
- 24" x 27" Windows
- 10" 4 Lite in doors

### 8' x 10' A-FRAME

Siding: Clay  
Trim: White  
Roof: Granite Black  
Shutters: Black

- Gable Vents

### 10' x 12' A-FRAME

Siding: Pewter D-4  
Trim: White  
Roof: Castle Gray

- Gable Vents
- Boxed Window Trim







## UNCOMPLICATED STYLE



### 8' x 12' A-FRAME

- Siding: Beige  
Trim: White  
Roof: Granite Black  
Shutters: Black
- Gable Vents

### 10' x 14' A-FRAME

- Siding: Dark Brown  
Trim: Barn Red  
Roof: Red
- 24" x 36" Brown Windows
  - Red Metal Roof
  - No "X" in Door Trim
  - Gable Vents



### 12' x 20' A-FRAME

- Siding: Sandstone  
Trim: White  
Roof: Driftshake  
Shutters: Red
- Gable Vents
  - 3' Door



### 10' x 12' A-FRAME

- Siding: Pequea Tan  
Trim: White  
Roof: Cornerstone
- 18" x 36" Windows
  - Gable Vents







## LASTING CHARM



The perfect backyard accent, the Cape shed lends an air of charm to your landscape while adding valuable storage convenience to your life. Choose the size and color you desire. Add flower boxes for even more quaint style.

### STANDARD FEATURES

- Keyed L Latches
- Special Turnbuckle Braces on Doors (T-111 only)
- 7/12 Pitch Roof
- Vinyl Louvered Shutters
- 6' 3" Walls
- Fiberglass Doors on Vinyl
- Wood Doors Painted Inside (T-111 Only)
- 2 - 18" x 27" Windows

### 10'x14' CAPE

Siding: Clay  
Trim: Clay  
Roof: Driftshake  
Shutters: Red

- Gable Vents
- Clay Doors

### 10'x 12' CAPE

Siding: Linen  
Trim: White  
Roof: Granite Black  
Shutters: Black

- Gable Vents
- 9-Lite Glass In Doors
- 24" x 27" Windows

### 10'x 12' CAPE

Siding: Dark Gray  
Trim: White  
Roof: Frostone Gray

- Gable Vents
- Flower Boxes

### 12'x 20' CAPE

Siding: Sandalwood  
Trim: White  
Roof: Shadow Brown  
Shutters: Brown

- Gable Vents
- 24" x 36" Windows
- 3' Door w/15-Lite Glass







## BACKYARD ELEGANCE



With its distinctive styling, the Dormer shed turns an ordinary structure into something quite extraordinary. Great as a garden shed, but also perfect as a backyard studio, workshop or pool house. Double doors provide easy access for larger items.

### STANDARD FEATURES

- Keyed L Latches
- Special Turnbuckle Braces on Doors (T-111 Only)
- 7/12 Pitch Roof
- Vinyl Louvered Shutters
- 6' 3" High Walls
- Wood Doors Painted Inside (T-111 Only)
- 11-Lite Fiberglass Door
- Octagon Window
- Fiberglass Doors on Vinyl
- Double Wood Doors on T-111
- 2 - 18" x 27" Windows

### 12' x 20' DORMER

Siding: Pewter  
Trim: White  
Roof: Castle Gray  
Shutters: Red

- Gable Vents
- 30" x 36" Windows
- 12" Shutters

### 10' x 12' DORMER

Siding: Sandalwood  
Trim: White  
Roof: Granite Black  
Shutters: Black

- Gable Vents

### 10' x 16' DORMER

Siding: Dark Brown  
Trim: White  
Roof: Brown  
Shutters: White

- Gable Vents
- 1/2 Round Window
- Flower Boxes

### 10' x 16' DORMER

Siding: Clay  
Trim: Clay  
Roof: Driftshake  
Shutters: Green

- 24" x 36" Windows
- 1/2 Round Window
- Dormer Offset
- Clay Doors with 9-Lite Glass







## HARDWORKING STANDARD



**W**hen you've got lots of equipment or gear to store, the spacious Dutch Barn is a great choice. With its cherished roof style, convenient double doors, high walls and durable construction, it promises to work hard for you year after year.

### STANDARD FEATURES

- Keyed L Latches
- Special Turnbuckle Braces on Doors (T-111 Only)
- 6' 3" High Walls
- Fiberglass Doors on Vinyl
- Wood Doors Painted Inside (T-111 Only)

### 12' x 20' DUTCH BARN

Siding: Barn Red  
Trim: Clay  
Roof: Driftshake  
• Gable Vents

### 10' x 16' DUTCH BARN

Siding: Dark Brown  
Trim: White  
Roof: Shadow Brown  
• Gable Vents  
• Box Trim



### 10' x 14' DUTCH BARN

Siding: Gray  
Trim: Dark Gray  
Roof: Frostone Gray  
• Gable Vents



### 8' x 12' DUTCH BARN

Siding: Chestnut  
Trim: Dark Brown  
Roof: Shadow Brown  
• Gable Vents







# mini barns



## QUINTESSENTIAL COUNTRY

**a** beloved classic, the Mini Barn brings a bit of country charm to any backyard setting. Whether you choose the classic "little red barn" look or another color to complement your home or landscape, you're sure to appreciate the quality and convenience this popular storage solution offers.

### STANDARD FEATURES

- Keyed L Latches
- Special Turnbuckle Braces on Doors (T-111 Only)
- 3' 9" High Walls
- Fiberglass Doors on Vinyl
- Wood Doors Painted Inside (T-111 Only)
- 1-Window



### 8'x 10' MINI BARN

Siding: Gap Gray  
Trim: White  
Roof: Frostone Gray


- Gable Vents



### 10'x 12' 4' MINI BARN

Siding: Clay  
Trim: White  
Roof: Driftshake

- Gable Vents



# horse barns



**W**ith a choice of Horse Barns, Turn Outs and Tack Rooms, we've got what it takes to fulfill all your equestrian and ranching needs. Smart design and quality construction mean our attractive barns will keep your prized animals safe and comfortable.

### STANDARD FEATURES

- Horse Shoe Latches
- 6' 3" Back Wall, 7' 3" Front Wall
- Wood Doors Painted Inside



### 12'x18' TURN OUT & TACK ROOM

Siding: Dark Brown  
Trim: Beige  
Roof: Brownstone

- Cupola with Weathervane
- 3' Door
- Tack Room
- Kick-board



### 12'x30' TACK ROOM & TWO STALLS

Siding: Clay  
Trim: Sandstone  
Roof: Frostone Gray

- Cupola with Weathervane
- Tack Room
- Three 4' Dutch Doors
- Kick-board



### 10'x16' HORSE BARN

Siding: Chestnut  
Trim: Dark Brown  
Roof: Shadow Brown

- Kick-board







## CLUTTER-BUSTING BEAUTY



**K**ee your driveway or property clear of cars and clutter with a quality built garage. Designed to offer you the added space and security you demand, each garage can accommodate cars, boats, bikes or plenty of equipment and gear. Choose the style you like best.

### STANDARD FEATURES

- 12" On Center Floor Joists
- Dutch Corner Opening
- 9' x 7' White Garage Door without Glass

### 12' x 20' CAPE NEW ENGLAND

Siding: Nightfall  
Trim: White  
Roof: Granite Black

- Classic Gable Vent
- 3' NE Door with Transom
- 24x36" Windows
- Carriage Garage Door with Stockton Arch Glass
- Arch Opening
- 6' 9" Walls

### 12' x 24' A-FRAME

Siding: Gap Gray  
Trim: White  
Roof: Driftshake  
Shutters: White

- Gable Vents
- 7' 3" Walls
- 3' Door
- Garage Door

### 12' x 24' DUTCH BARN

Siding: Clay  
Trim: White  
Roof: Brownstone

- Gable Vents
- Garage Door
- 3' Door
- 24" x 36" Windows

### 12' x 24' CAPE

Siding: Pewter  
Trim: White  
Roof: Granite Black  
Shutters: Black

- 30"x36" Slider Windows
- Gable Vents
- 6' 9" Walls
- 3' Door
- Garage Door with Sun Ray Glass







# double-wide garages



TWICE AS NICE



## 24' x 24' DOUBLE WIDE

Siding: Gray D-4  
Trim: White  
Roof: Castle Gray

- 24" x 36" Windows
- 3' NE Door, Arch Trim
- Carriage Doors with Stockton Arch Glass
- Arch Opening
- 5 Pitch Roof



## 24' x 24' NEW ENGLAND DOUBLE WIDE

Siding: White  
Trim: Black  
Roof: Granite Black  
Shutters: Black

- Carriage Doors w/ Stockton Glass
- 3' NE Half Glass Door
- 24" x 36" Windows
- Black Z-Shutters
- 5 Pitch Roof

**K**ee your vehicles safe and out of the elements with a convenient Double Wide Garage. Designed to complement your home and landscape, our attractive, well-built garages offer you valuable storage space and may increase your property value at the same time.

### STANDARD FEATURES

- 5 Pitch, 7'10.5" Walls
- 3 Pitch 7'3" Walls
- 3/4 T+G Advantec Floor
- 3 - 24"x36" Slider Windows
- 3' Wood Door on T-111
- 3' Fiberglass Door on Vinyl
- Tar Paper on Roof
- Hurricane Clips
- House Wrap on Vinyls

### 20' WIDE GARAGES

- 2 - 8' x 7' Overhead Doors

### 24' WIDE GARAGES

- 2 - 9' x 7' Overhead Doors



## 24' x 28' DOUBLE WIDE

Siding: Alabaster D-4  
Trim: White  
Roof: Granite Black

- 9' x 7' Doors w/ Sunray Glass
- 6' Fiberglass Doors
- 5 Pitch Roof



## 24' x 32' DOUBLE WIDE

Siding: Clay  
Trim: White  
Roof: Cornerstone  
Shutters: Black

- 3 Pitch Roof







# budget sheds

## 10'x 14' BUDGET BARN

Siding: Wedgewood Blue  
Trim: White  
Roof: Cornerstone  
• Gable Vents



## 10'x 12' BUDGET A-FRAME

Siding: Gap Gray  
Trim: White  
Roof: Castle Gray  
Shutters: Blue  
• Gable Vents



## 8'x 10' BUDGET A-FRAME

Siding: Clay  
Trim: White  
Roof: Driftshake  
• Gable Vents

don't let cost keep you from enjoying much-needed storage space. Our line of Budget Sheds delivers quality and value you'll appreciate. Choose from several sizes and styles designed to offer you the affordable solution you deserve.



Along with basic sheds, garages and barns, we're proud to offer a variety of specialty structures designed to meet your specific needs. Keep your firewood handy and dry with an attractive Woodshed, available in many sizes. Our Dog Cabins offer clean, comfortable accommodations for your beloved pets.

# misc structures



## 6'x 10' WOODSHED

Siding: CWF  
Trim: Black  
Roof: Granite Black



## 6'x 8' WOODSHED

Siding: Navajo White  
Trim: Clay  
Roof: Granite Black

• Chicken Coop Package







A VARIETY OF BEAUTIFUL POSSIBILITIES



OPTIONS AVAILABLE

- Vents
- Ridge Vent
- 3/4 Pressure-Treated Floors
- 3/4 T&G Advantech Floors
- Diamond Plate Threshold
- Pre-hung House Doors
- Special Size Windows and Doors
- Extra Windows
- 12" Vinyl Shutters
- Lofts
- Work Bench
- Shelving
- Pegboard
- Overhead Garage Doors
- Pressure-Treated Ramps
- Thermal Pane Windows
- Wood or Poly Lumber Flower Boxes
- AND MANY MORE...

MISCELLANEOUS OPTIONS



Stone Base Foundation



Lofts, Workbenches and Pegboards



Flowerboxes



Doors Painted Inside



Diamond Plate Edge



Classic Gable Vents





WINDOWS AND DOORS



24" x 36" Window  
with Z Shutters



24" x 36" Window  
with Louvered Shutters



24" x 47" Window  
with Transom



Double 24" x 47"  
Windows with Transom



18"x36" Window



30" x 36" Window with  
12" Raised Panel Shutters



Octagon Window  
Standard in Dormer



Half Round Window



11-Lite Glass Door



15-Lite Pre-Hung  
Glass Door



NE Door with  
Transom Windows



Manor Doors



4-Lite 10 Inch Glass Doors



NE Arch Trim Doors with  
Transom above doors



Heritage Doors



Half Glass Doors



9-Lite Glass Doors



4-Lite 6 Inch Glass Doors



Square Opening with  
Carriage Style Door and  
Stockton Glass



Arched Door Opening with  
Carriage Style Door and  
Stockton Arch Glass



Sunray Glass Door






CHOOSE FROM OUR EXTENSIVE COLOR PALETTE


SIGNATURE COLLECTION COLORS



LIFESTYLE SIDING COLORS



ALUMINUM TRIM COLORS For Vinyl Sided Sheds




Or Match Any Lifestyle Color



T-111 SIDING OR PAINTED TRIM COLORS



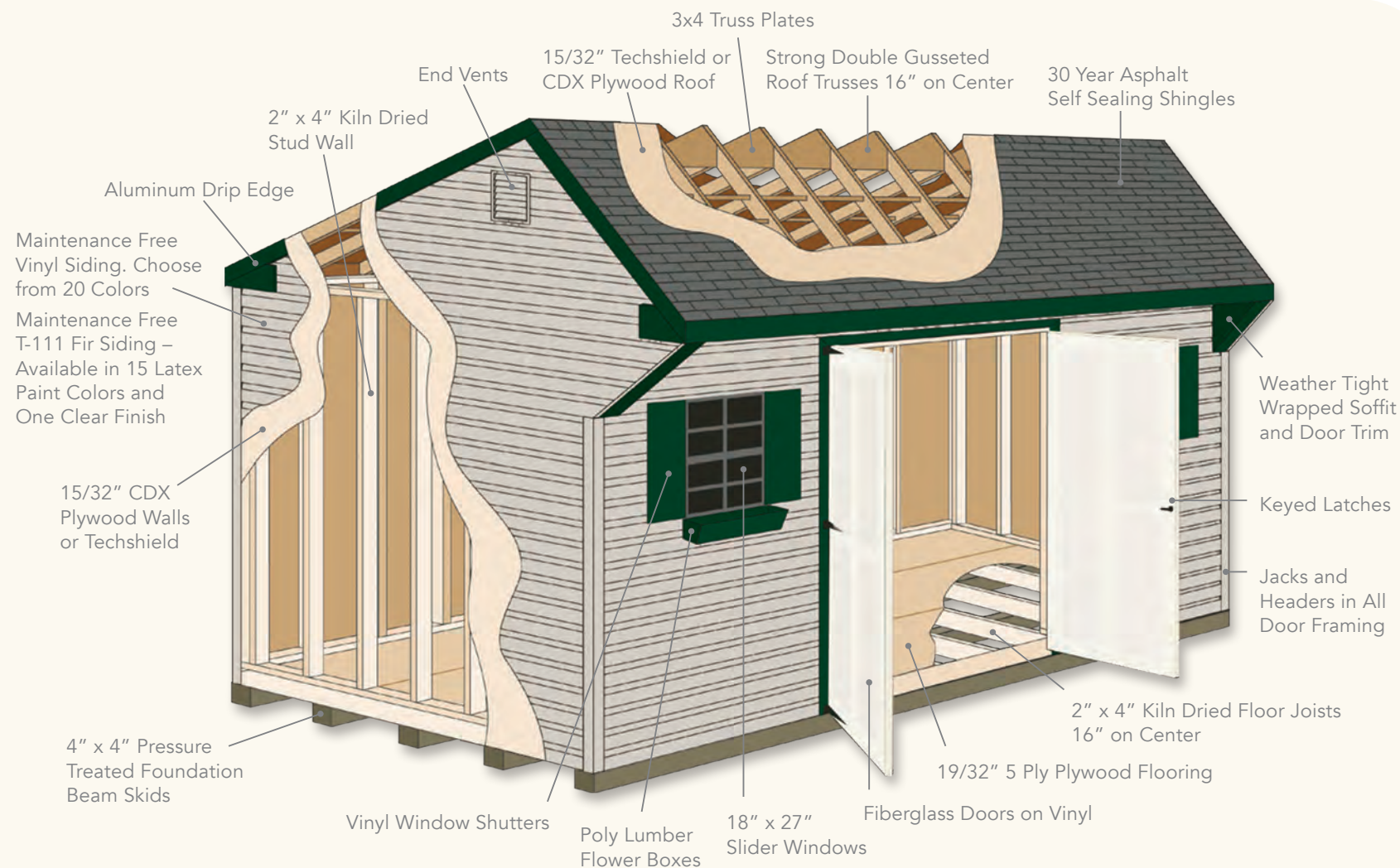
30 YEAR ARCHITECTURAL SHINGLES







## QUALITY FROM START TO FINISH



## DOUBLE DOORS

**All Sheds Include One Double Door\***

- 70" door height

**Barn Style Sheds:**

- 8' Wide Barns – 4' Wide Door
- 10' Wide Barns – 5' Wide Door
- 12' Wide Barns – 6' Wide Door
- 14' Wide Barns – 6' Wide Door

**A-frame, Quaker, and Dutch Style Sheds**

- 8' Wide – 4'6" Wide Door
- 10' Wide x 12' Length & Shorter – 4'6" Wide Door
- 10' Wide x 14' Length & Longer – 5' Wide Door
- 12' Wide x 12' Length & Shorter – 4'6" Wide Door
- 12' Wide x 14' to 18' Length – 5' Wide Door
- 20' & Longer – 6' Wide Door

*6' Wide Barns have a 3' Single Door.*

## DELIVERY OPTIONS

We'll bring your new shed right to you! Using the latest shed hauling and placement technology, we can deliver your shed to your prepared site. All we ask is that your site is situated for backup, with drop-off access from the rear of our trailer. Please call us for more details. We can also tell you about pick-up and other delivery options available.



## SKID PLACEMENT

**71" (6' Wide Building)**

60 1/4" Center to Center

**92" (8' Wide Building)**

68 1/2" Center to Center

**117 1/2" (10' Wide Building)**

25" 33 3/4" 33 3/4" 25"  
Outside to Center - Center to Center - Center to Center - Outside to Center

**138" (12' Wide Building)**

35 1/4" 33 3/4" 33 3/4" 35 1/4"  
Outside to Center - Center to Center - Center to Center - Outside to Center

**164" (14' Wide Building)**

23" 23 1/4" 33 3/4" 33 3/4" 23 1/4" 23"  
All Measurements are Left Edge to Left Edge on this 14' Skid

NOTE: Skid Size is Not Actual Floor Space Dimension.



